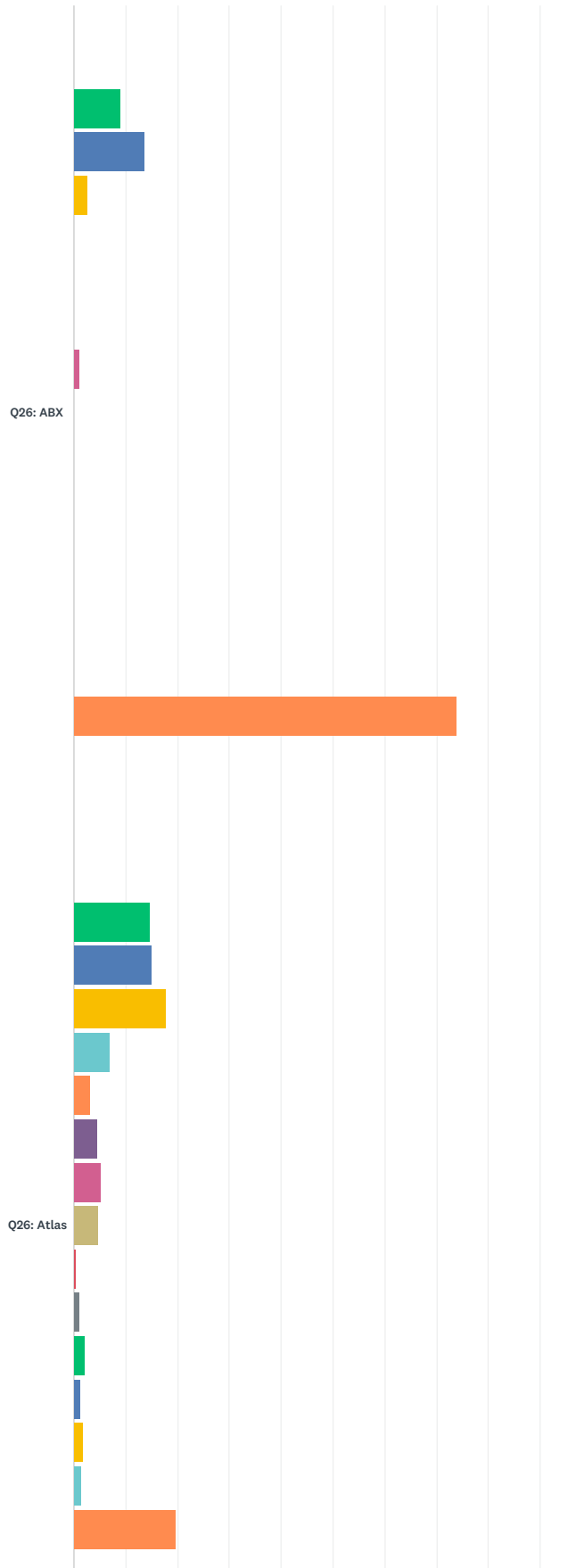
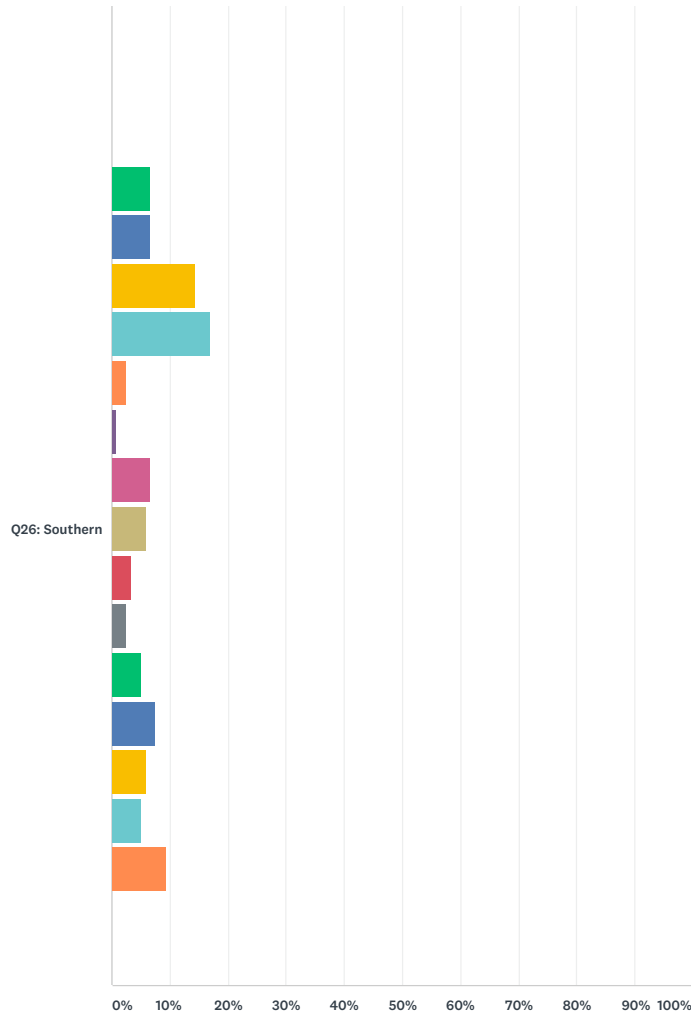


Q1 How many years have you worked at your carrier?

Answered: 1,230 Skipped: 11



Local 1224 Pilot Survey – Fall/Winter 2018

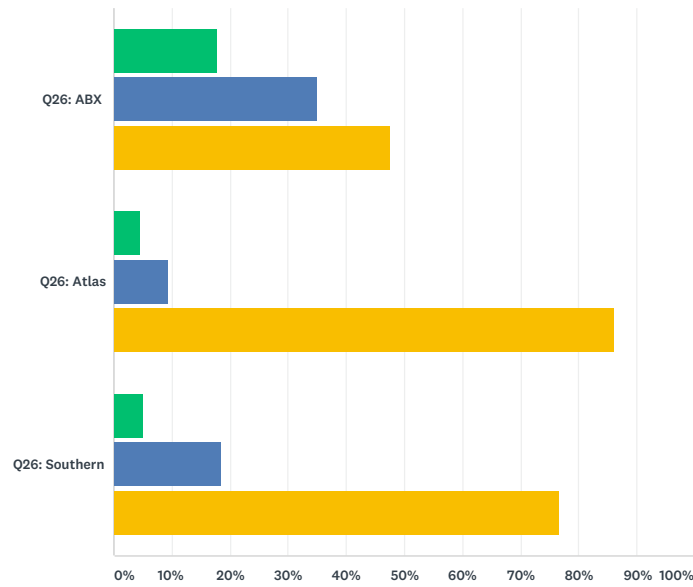


■ 1 year or less ■ 2 years ■ 3 years ■ 4 years ■ 5 years
■ 6 years ■ 7 years ■ 8 years ■ 9 years ■ 10 years ■ 11 years
■ 12 years ■ 13 years ■ 14 years ■ 15 years or more

	1 YEAR OR LESS	2 YEARS	3 YEARS	4 YEARS	5 YEARS	6 YEARS	7 YEARS	8 YEARS	9 YEARS	10 YEARS	11 YEARS	12 YEARS	13 YEARS	14 YEARS	15 YEARS OR MORE	TOTAL	
Q26: ABX	8.90% 17	13.61% 26	2.62% 5	0.00% 0	0.00% 0	0.00% 0	1.05% 2	0.00% 0	0.00% 0	0.00% 0	0.00% 0	0.00% 0	0.00% 0	0.00% 0	0.00% 0	73.82% 141	15.53% 191
Q26: Atlas	14.66% 135	15.09% 139	17.70% 163	6.95% 64	3.15% 29	4.67% 43	5.21% 48	4.78% 44	0.43% 4	1.09% 10	2.06% 19	1.19% 11	1.85% 17	1.52% 14	19.65% 181	74.88% 921	
Q26: Southern	6.78% 8	6.78% 8	14.41% 17	16.95% 20	2.54% 3	0.85% 1	6.78% 8	5.93% 7	3.39% 4	2.54% 3	5.08% 6	7.63% 9	5.93% 7	5.08% 6	9.32% 11	9.59% 118	
Total Respondents	160	173	185	84	32	44	58	51	8	13	25	20	24	20	333	1,230	

Q2 Which of the following best describes your plans with respect to retirement?

Answered: 1,240 Skipped: 1

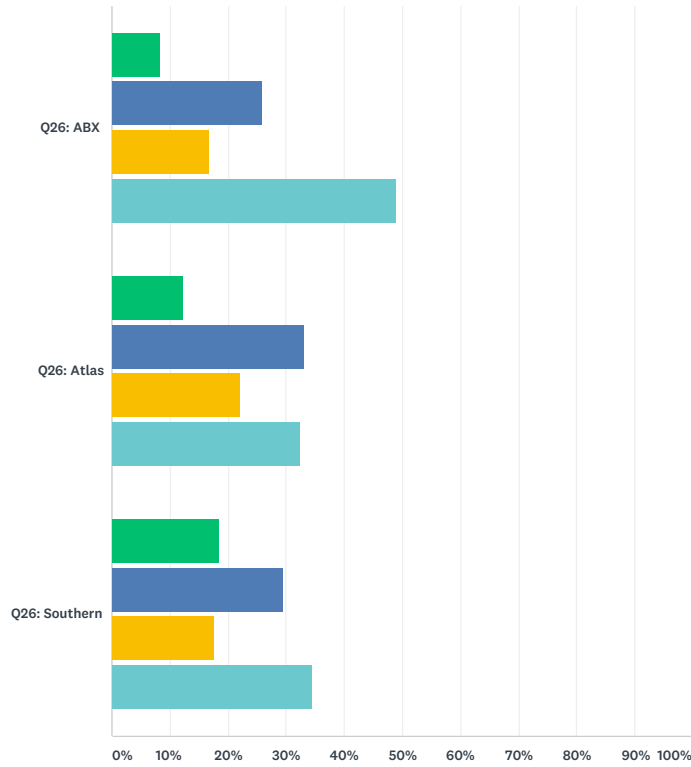


■ I plan to retire in 1-2 years.
 ■ I plan to retire in 3-5 years.
 ■ Neither, retirement is not on the near horizon.

	I PLAN TO RETIRE IN 1-2 YEARS.	I PLAN TO RETIRE IN 3-5 YEARS.	NEITHER, RETIREMENT IS NOT ON THE NEAR HORIZON.	TOTAL
Q26: ABX	17.71% 34	34.90% 67	47.40% 91	15.48% 192
Q26: Atlas	4.53% 42	9.38% 87	86.10% 799	74.84% 928
Q26: Southern	5.00% 6	18.33% 22	76.67% 92	9.68% 120
Total Respondents	82	176	982	1,240

Q3 Which of the following best describes your plans?

Answered: 1,236 Skipped: 5

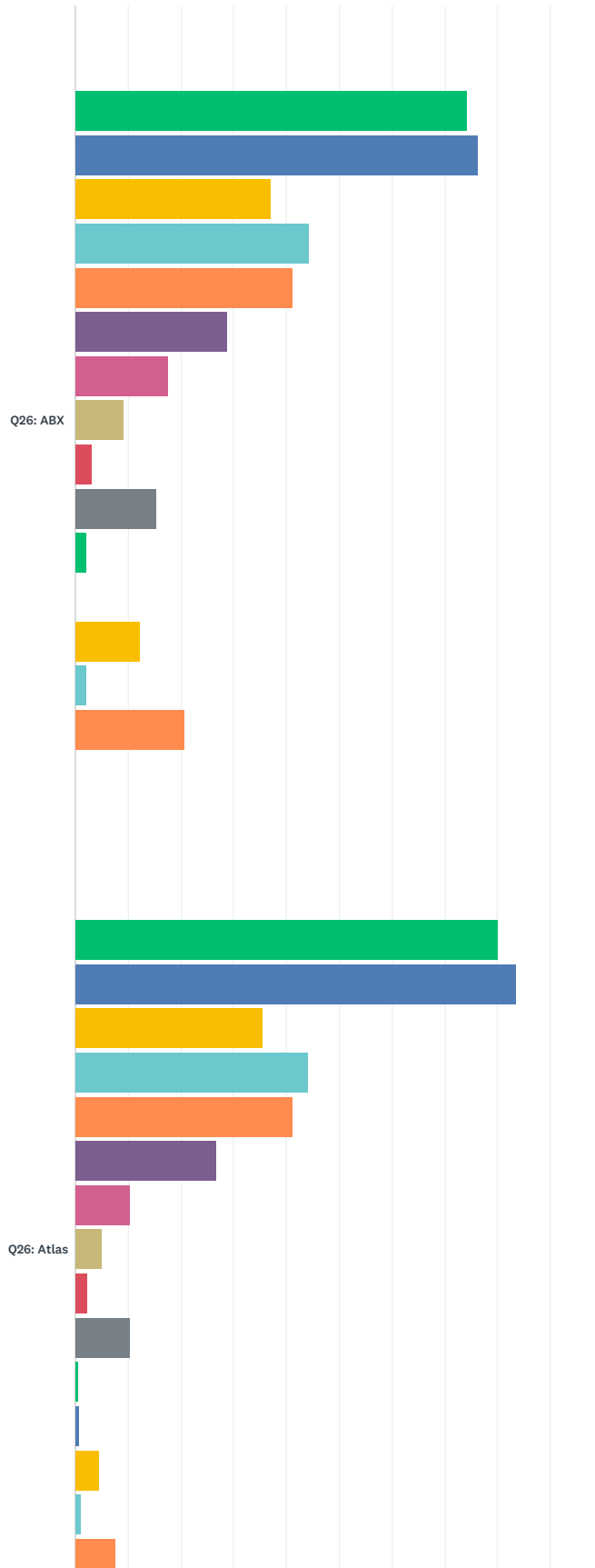


- I have applied to another airline for employment in the past year.
- I have applied to another airline for employment within the past year AND plan to apply to another airline in the coming year.
- I have not yet done so, but I plan to apply to another airline for employment in the coming year.
- I have not been seeking, nor do I plan to seek other employment.

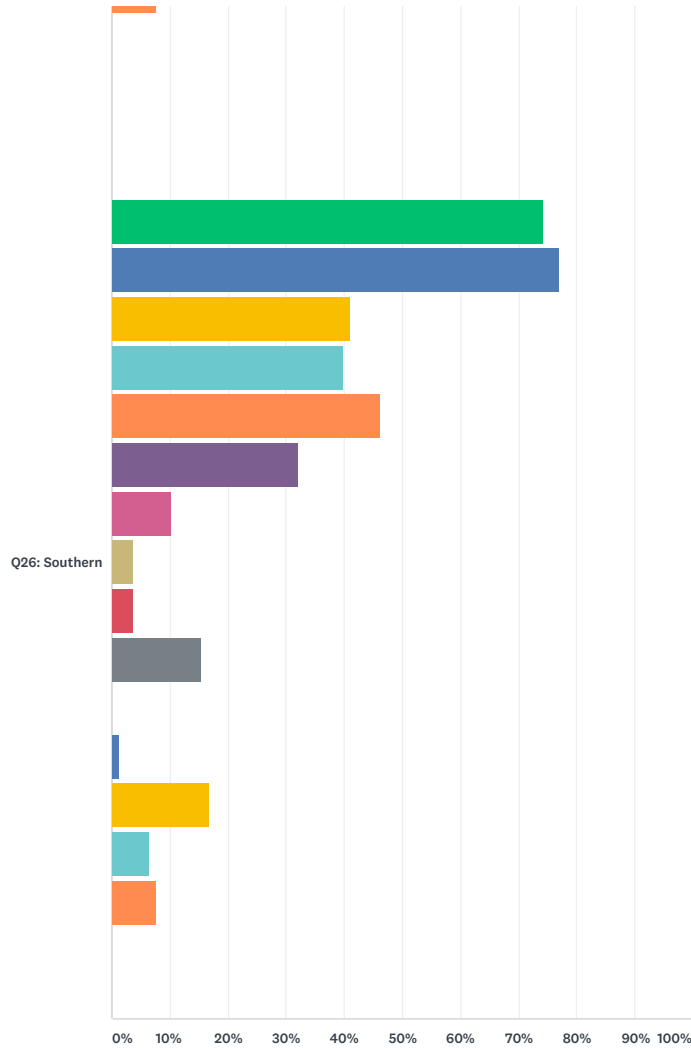
	I HAVE APPLIED TO ANOTHER AIRLINE FOR EMPLOYMENT IN THE PAST YEAR.	I HAVE APPLIED TO ANOTHER AIRLINE FOR EMPLOYMENT WITHIN THE PAST YEAR AND PLAN TO APPLY TO ANOTHER AIRLINE IN THE COMING YEAR.	I HAVE NOT YET DONE SO, BUT I PLAN TO APPLY TO ANOTHER AIRLINE FOR EMPLOYMENT IN THE COMING YEAR.	I HAVE NOT BEEN SEEKING, NOR DO I PLAN TO SEEK OTHER EMPLOYMENT.	TOTAL
Q26: ABX	8.33% 16	26.04% 50	16.67% 32	48.96% 94	15.53% 192
Q26: Atlas	12.32% 114	33.08% 306	22.16% 205	32.43% 300	74.84% 925
Q26: Southern	18.49% 22	29.41% 35	17.65% 21	34.45% 41	9.63% 119
Total Respondents	152	391	258	435	1,236

Q4 You indicated that you are currently looking for another job or that you plan to start looking soon. At which of the following carriers are you most interested in working?

Answered: 801 Skipped: 440



Local 1224 Pilot Survey – Fall/Winter 2018



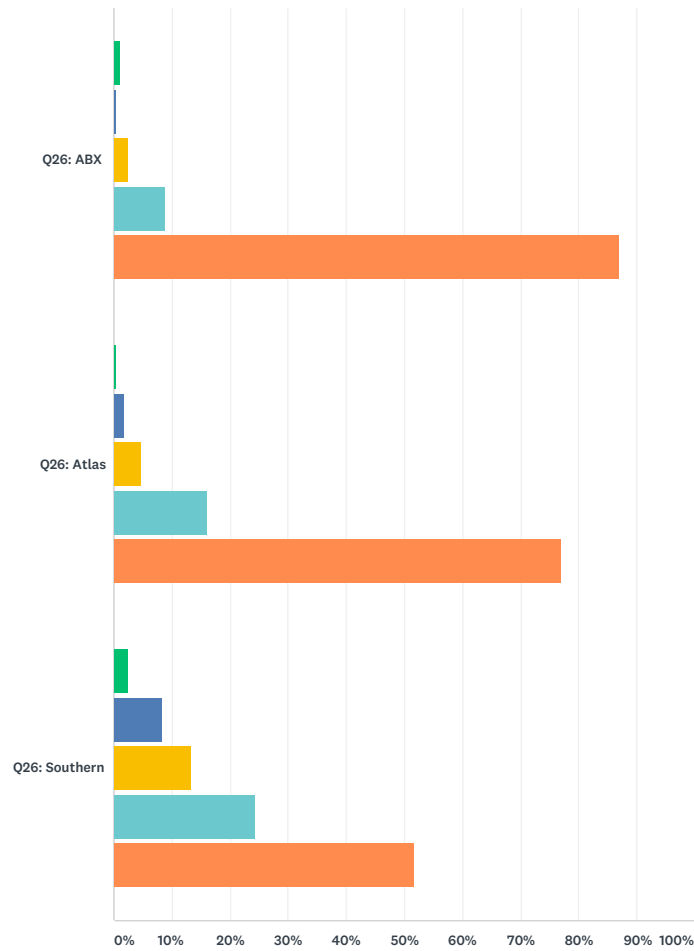
- FedEx
- UPS
- American Airlines
- Delta
- United Airlines
- Southwest Airlines
- JetBlue
- Spirit
- Frontier
- Alaska Airlines
- Atlas Air
- ABX Air
- Kalitta Air
- All of the above
- Other (please specify)

	FEDEX	UPS	AMERICAN AIRLINES	DELTA	UNITED AIRLINES	SOUTHWEST AIRLINES	JETBLUE	SPIRIT	FRONTIER	ALASKA AIRLINES	ATLAS AIR	ABX AIR	KALITTA AIR	ALL OF THE ABOVE
Q26: ABX	74.23% 72	76.29% 74	37.11% 36	44.33% 43	41.24% 40	28.87% 28	17.53% 17	9.28% 9	3.09% 3	15.46% 15	2.06% 2	0.00% 0	12.37% 12	2.06% 2
Q26: Atlas	80.03% 501	83.55% 523	35.62% 223	44.09% 276	41.21% 258	26.84% 168	10.54% 66	5.11% 32	2.40% 15	10.54% 66	0.64% 4	0.80% 5	4.63% 29	0.96% 6
Q26: Southern	74.36% 58	76.92% 60	41.03% 32	39.74% 31	46.15% 36	32.05% 25	10.26% 8	3.85% 3	3.85% 3	15.38% 12	0.00% 0	1.28% 1	16.67% 13	6.41% 5
Total Respondents	631	657	291	350	334	221	91	44	21	93	6	6	54	13

Local 1224 Pilot Survey – Fall/Winter 2018

Q5 Morale is high among the pilot staff.

Answered: 1,240 Skipped: 1



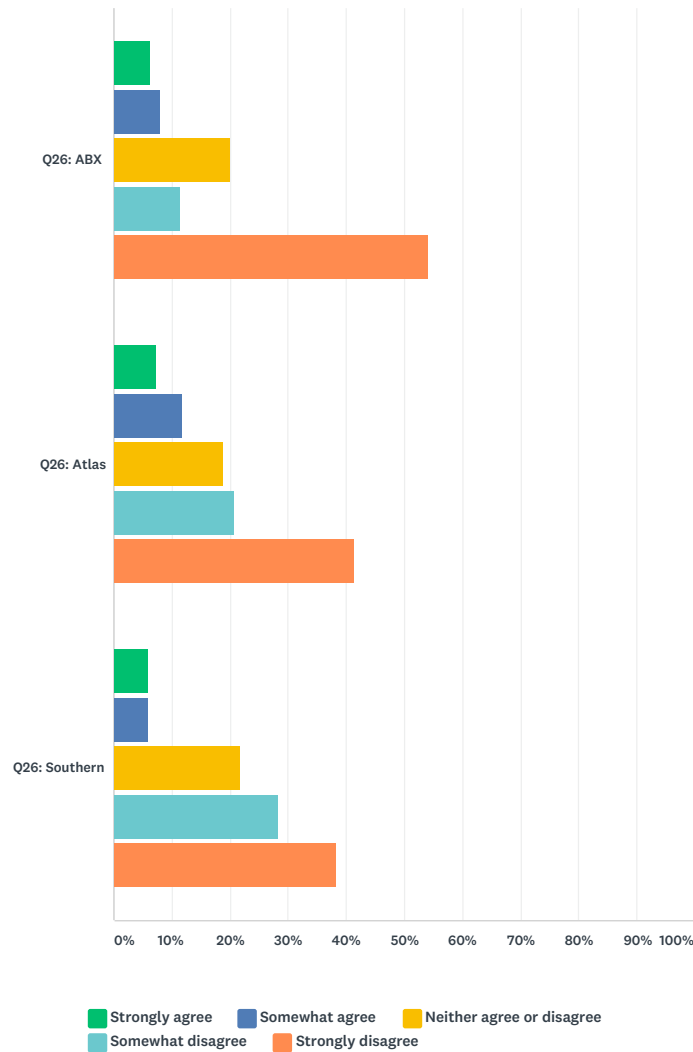
■ Strongly agree
 ■ Somewhat agree
 ■ Neither agree or disagree
■ Somewhat disagree
 ■ Strongly disagree

	STRONGLY AGREE	SOMEWHAT AGREE	NEITHER AGREE OR DISAGREE	SOMEWHAT DISAGREE	STRONGLY DISAGREE	TOTAL
Q26: ABX	1.04% 2	0.52% 1	2.60% 5	8.85% 17	86.98% 167	15.48% 192
Q26: Atlas	0.32% 3	1.83% 17	4.74% 44	16.16% 150	76.94% 714	74.84% 928
Q26: Southern	2.50% 3	8.33% 10	13.33% 16	24.17% 29	51.67% 62	9.68% 120
Total Respondents	8	28	65	196	943	1,240

Local 1224 Pilot Survey – Fall/Winter 2018

Q6 My carrier is a long-term employer and I want to spend my career here.

Answered: 1,239 Skipped: 2

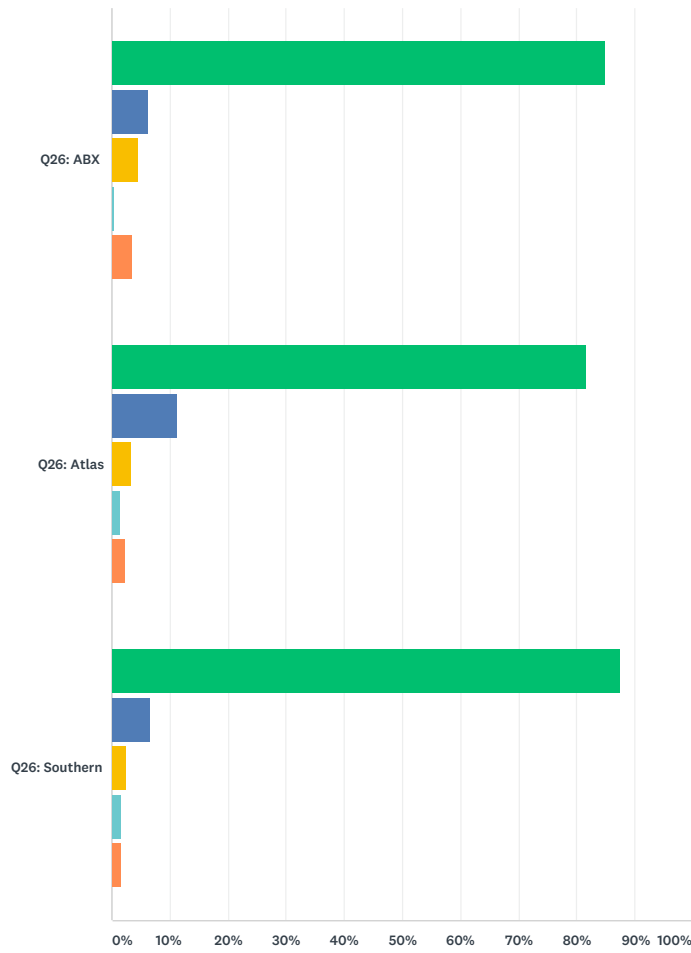


	STRONGLY AGREE	SOMEWHAT AGREE	NEITHER AGREE OR DISAGREE	SOMEWHAT DISAGREE	STRONGLY DISAGREE	TOTAL
Q26: ABX	6.32% 12	7.89% 15	20.00% 38	11.58% 22	54.21% 103	15.33% 190
Q26: Atlas	7.32% 68	11.73% 109	18.73% 174	20.78% 193	41.44% 385	74.98% 929
Q26: Southern	5.83% 7	5.83% 7	21.67% 26	28.33% 34	38.33% 46	9.69% 120
Total Respondents	87	131	238	249	534	1,239

Local 1224 Pilot Survey – Fall/Winter 2018

Q7 I am concerned about my carrier being able to recruit and retain experienced pilots.

Answered: 1,239 Skipped: 2

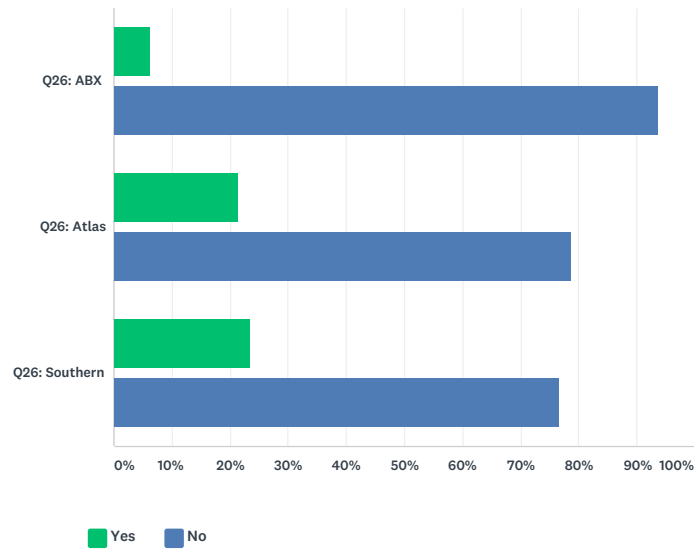


■ Strongly agree
 ■ Somewhat agree
 ■ Neither agree or disagree
■ Somewhat disagree
 ■ Strongly disagree

	STRONGLY AGREE	SOMEWHAT AGREE	NEITHER AGREE OR DISAGREE	SOMEWHAT DISAGREE	STRONGLY DISAGREE	TOTAL
Q26: ABX	84.90% 163	6.25% 12	4.69% 9	0.52% 1	3.65% 7	15.50% 192
Q26: Atlas	81.66% 757	11.33% 105	3.34% 31	1.40% 13	2.27% 21	74.82% 927
Q26: Southern	87.50% 105	6.67% 8	2.50% 3	1.67% 2	1.67% 2	9.69% 120
Total Respondents	1,025	125	43	16	30	1,239

Q8 Would you recommend your carrier to your pilot friends for employment?

Answered: 1,235 Skipped: 6

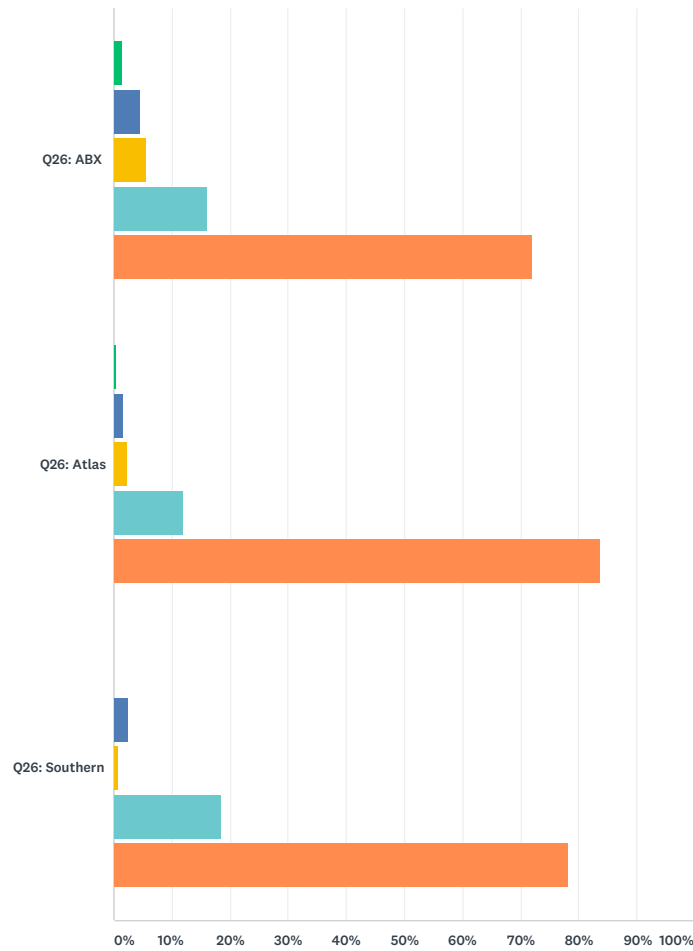


	YES	NO	TOTAL
Q26: ABX	6.25% 12	93.75% 180	15.55% 192
Q26: Atlas	21.43% 198	78.57% 726	74.82% 924
Q26: Southern	23.53% 28	76.47% 91	9.64% 119
Total Respondents	238	997	1,235

Local 1224 Pilot Survey – Fall/Winter 2018

Q9 I am satisfied with my pay and benefits at my carrier.

Answered: 1,241 Skipped: 0

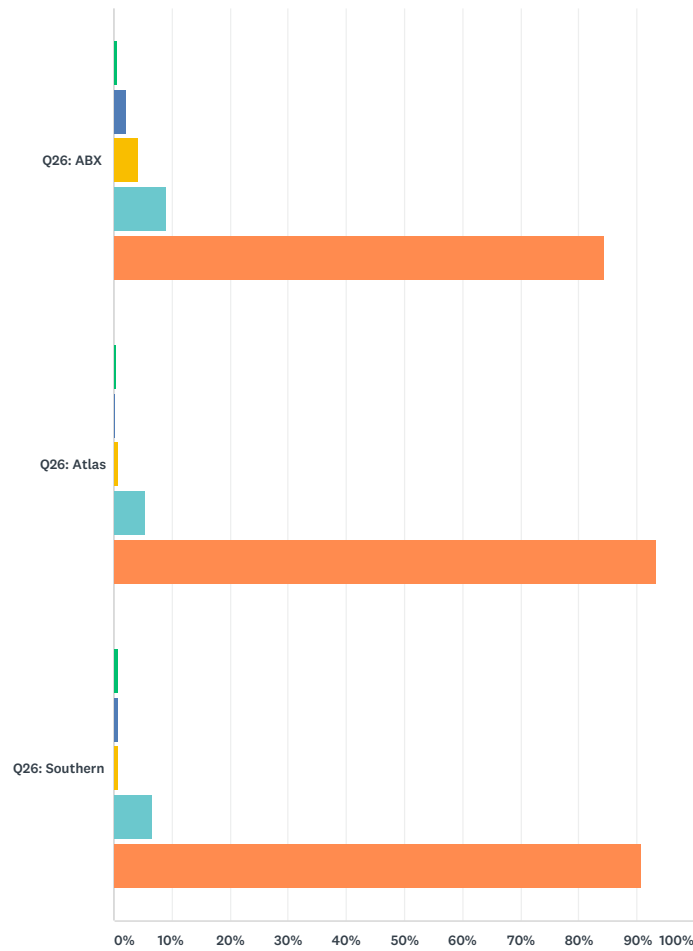


■ Strongly agree
 ■ Somewhat agree
 ■ Neither agree or disagree
■ Somewhat disagree
 ■ Strongly disagree

	STRONGLY AGREE	SOMEWHAT AGREE	NEITHER AGREE OR DISAGREE	SOMEWHAT DISAGREE	STRONGLY DISAGREE	TOTAL
Q26: ABX	1.56% 3	4.69% 9	5.73% 11	16.15% 31	71.88% 138	15.47% 192
Q26: Atlas	0.32% 3	1.72% 16	2.26% 21	11.95% 111	83.75% 778	74.86% 929
Q26: Southern	0.00% 0	2.50% 3	0.83% 1	18.33% 22	78.33% 94	9.67% 120
Total Respondents	6	28	33	164	1,010	1,241

Q10 My pay and benefits meet industry standards among those airlines that fly the same type of aircraft.

Answered: 1,238 Skipped: 3

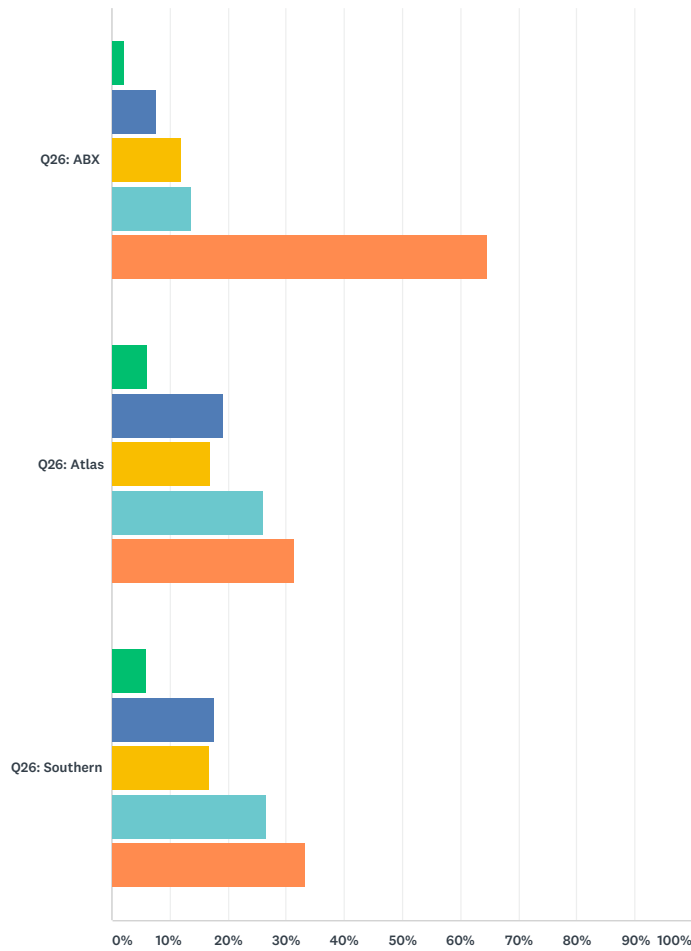


■ Strongly agree
 ■ Somewhat agree
 ■ Neither agree or disagree
■ Somewhat disagree
 ■ Strongly disagree

	STRONGLY AGREE	SOMEWHAT AGREE	NEITHER AGREE OR DISAGREE	SOMEWHAT DISAGREE	STRONGLY DISAGREE	TOTAL
Q26: ABX	0.52% 1	2.09% 4	4.19% 8	8.90% 17	84.29% 161	15.43% 191
Q26: Atlas	0.32% 3	0.22% 2	0.86% 8	5.39% 50	93.20% 864	74.88% 927
Q26: Southern	0.83% 1	0.83% 1	0.83% 1	6.67% 8	90.83% 109	9.69% 120
Total Respondents	5	7	17	75	1,134	1,238

Q11 Since joining my carrier, my quality of life as a pilot has improved or declined.

Answered: 1,239 Skipped: 2



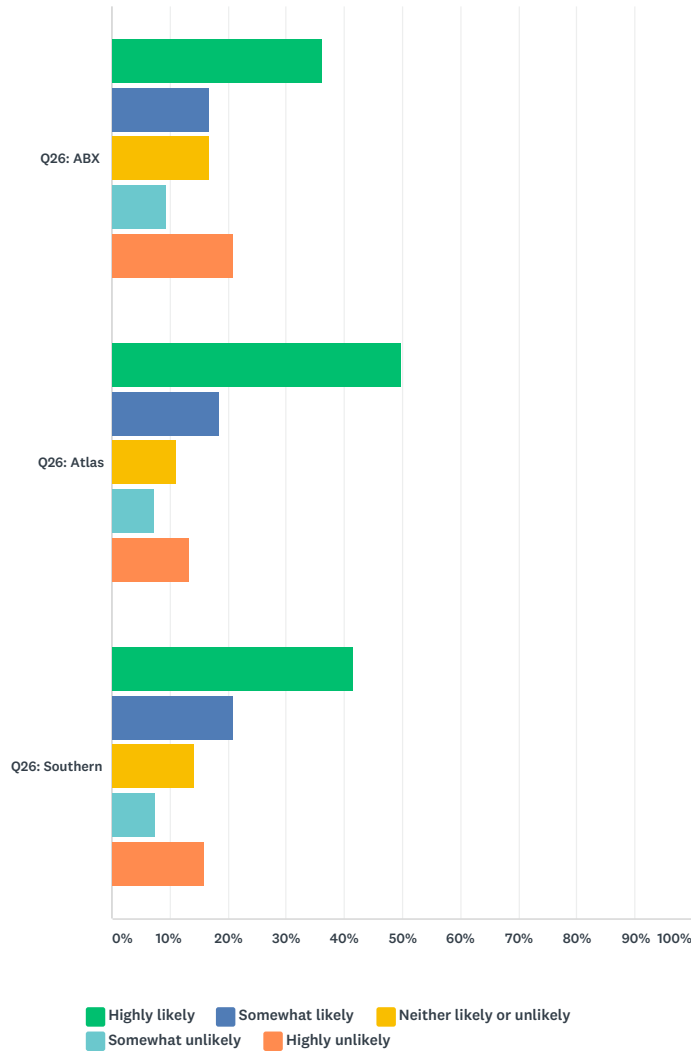
■ Improved significantly
 ■ Somewhat improved
 ■ Remained the same
■ Somewhat declined
 ■ Declined significantly

	IMPROVED SIGNIFICANTLY	SOMEWHAT IMPROVED	REMAINED THE SAME	SOMEWHAT DECLINED	DECLINED SIGNIFICANTLY	TOTAL
Q26: ABX	2.08% 4	7.81% 15	11.98% 23	13.54% 26	64.58% 124	15.50% 192
Q26: Atlas	6.15% 57	19.31% 179	17.04% 158	26.21% 243	31.28% 290	74.82% 927
Q26: Southern	5.83% 7	17.50% 21	16.67% 20	26.67% 32	33.33% 40	9.69% 120
Total Respondents	68	215	201	301	454	1,239

Local 1224 Pilot Survey – Fall/Winter 2018

Q12 If your airline continues to stall contract negotiations, how likely are you to leave your carrier to pursue a pilot career at another airline in the next 3-6 months?

Answered: 1,238 Skipped: 3

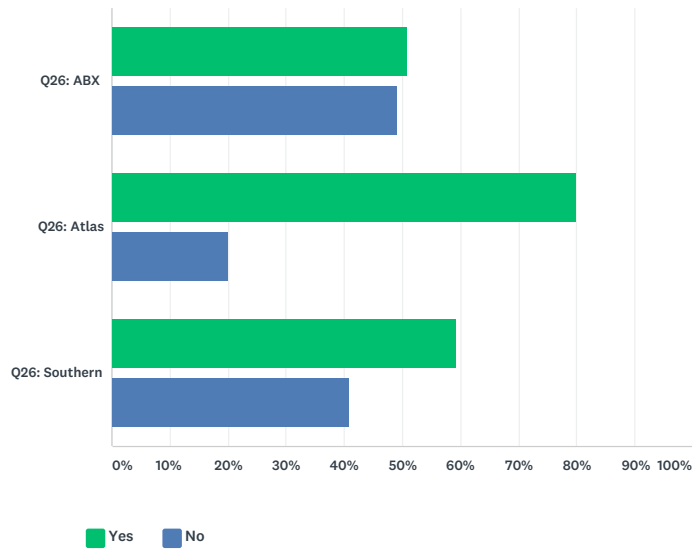


	HIGHLY LIKELY	SOMEWHAT LIKELY	NEITHER LIKELY OR UNLIKELY	SOMEWHAT UNLIKELY	HIGHLY UNLIKELY	TOTAL
Q26: ABX	36.13% 69	16.75% 32	16.75% 32	9.42% 18	20.94% 40	15.43% 191
Q26: Atlas	49.73% 461	18.45% 171	11.00% 102	7.34% 68	13.48% 125	74.88% 927
Q26: Southern	41.67% 50	20.83% 25	14.17% 17	7.50% 9	15.83% 19	9.69% 120
Total Respondents	580	228	151	95	184	1,238

Local 1224 Pilot Survey – Fall/Winter 2018

Q13 I have witnessed flight delays or cancellations due to staffing shortages.

Answered: 1,235 Skipped: 6

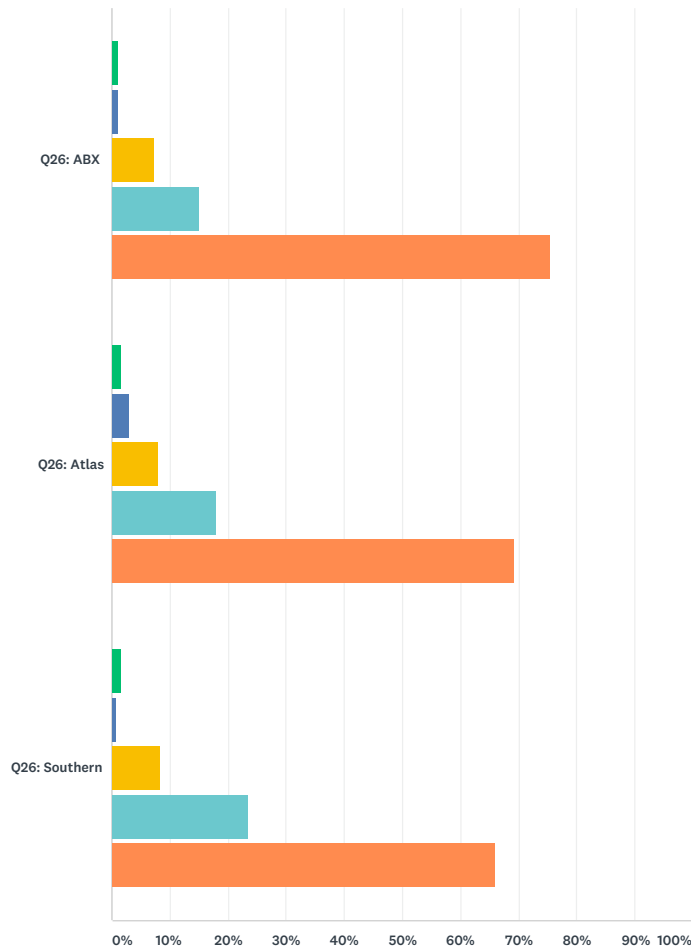


	YES	NO	TOTAL
Q26: ABX	50.79% 97	49.21% 94	15.47% 191
Q26: Atlas	79.98% 739	20.02% 185	74.82% 924
Q26: Southern	59.17% 71	40.83% 49	9.72% 120
Total Respondents	907	328	1,235

Local 1224 Pilot Survey – Fall/Winter 2018

Q14 I have confidence in my management’s ability to adequately staff the airline.

Answered: 1,238 Skipped: 3

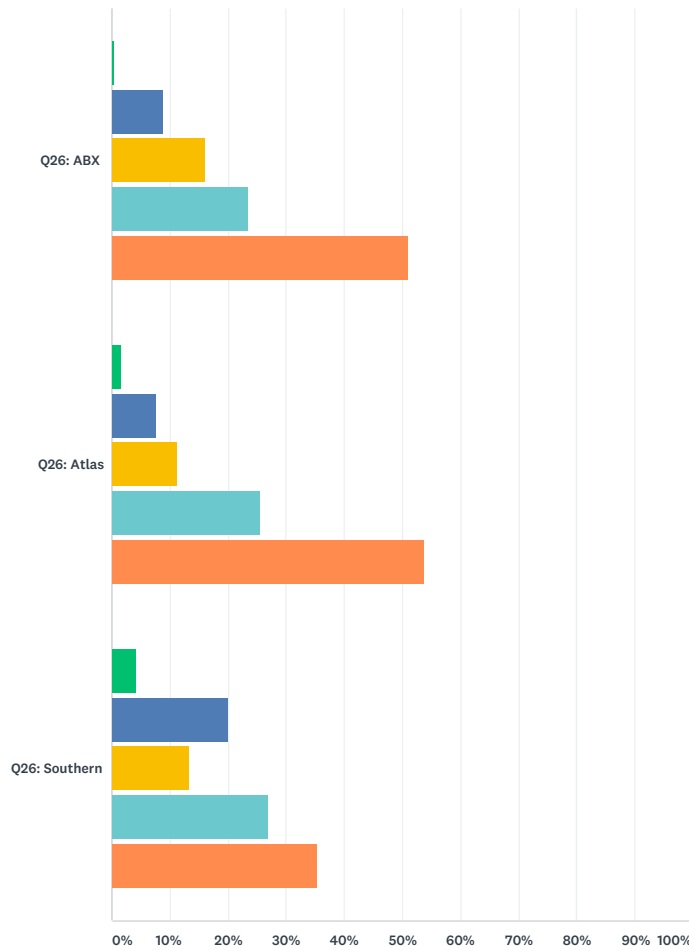


Strongly agree Somewhat agree Neither agree or disagree
Somewhat disagree Strongly disagree

	STRONGLY AGREE	SOMEWHAT AGREE	NEITHER AGREE OR DISAGREE	SOMEWHAT DISAGREE	STRONGLY DISAGREE	TOTAL
Q26: ABX	1.04% 2	1.04% 2	7.29% 14	15.10% 29	75.52% 145	15.51% 192
Q26: Atlas	1.73% 16	3.02% 28	7.99% 74	18.03% 167	69.22% 641	74.80% 926
Q26: Southern	1.67% 2	0.83% 1	8.33% 10	23.33% 28	65.83% 79	9.69% 120
Total Respondents	20	31	98	224	865	1,238

Q15 I have confidence in my management’s ability to ensure a safe and efficient operation for its pilots.

Answered: 1,236 Skipped: 5

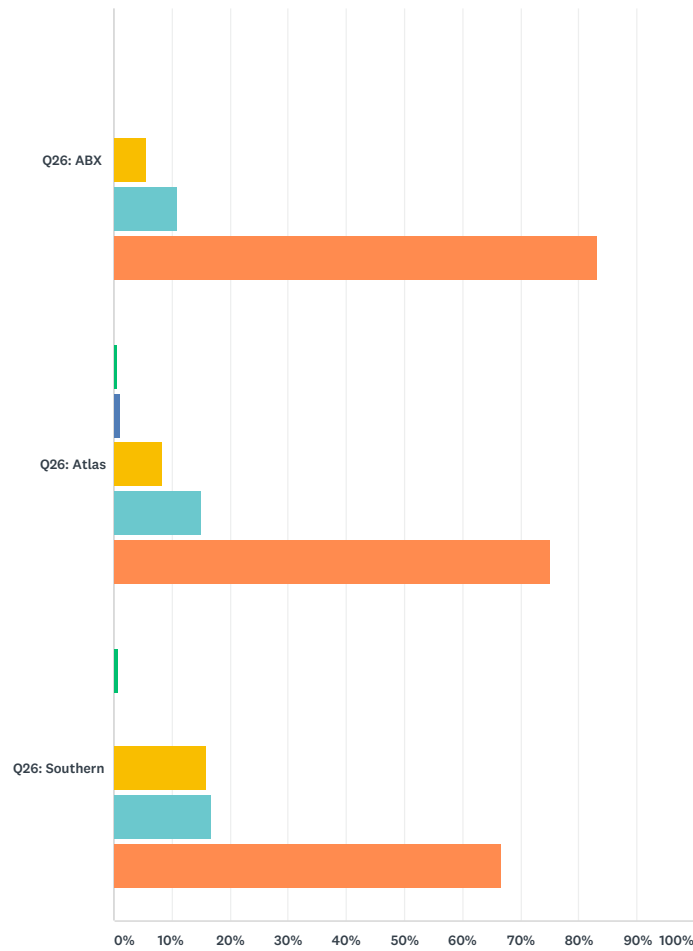


	STRONGLY AGREE	SOMEWHAT AGREE	NEITHER AGREE OR DISAGREE	SOMEWHAT DISAGREE	STRONGLY DISAGREE	TOTAL
Q26: ABX	0.52% 1	8.85% 17	16.15% 31	23.44% 45	51.04% 98	15.53% 192
Q26: Atlas	1.73% 16	7.78% 72	11.24% 104	25.51% 236	53.73% 497	74.84% 925
Q26: Southern	4.20% 5	20.17% 24	13.45% 16	26.89% 32	35.29% 42	9.63% 119
Total Respondents	22	113	151	313	637	1,236

Local 1224 Pilot Survey – Fall/Winter 2018

Q16 I am confident management at my airline is telling customers, such as Amazon and DHL, and the public the truth about the problems facing our company.

Answered: 1,240 Skipped: 1



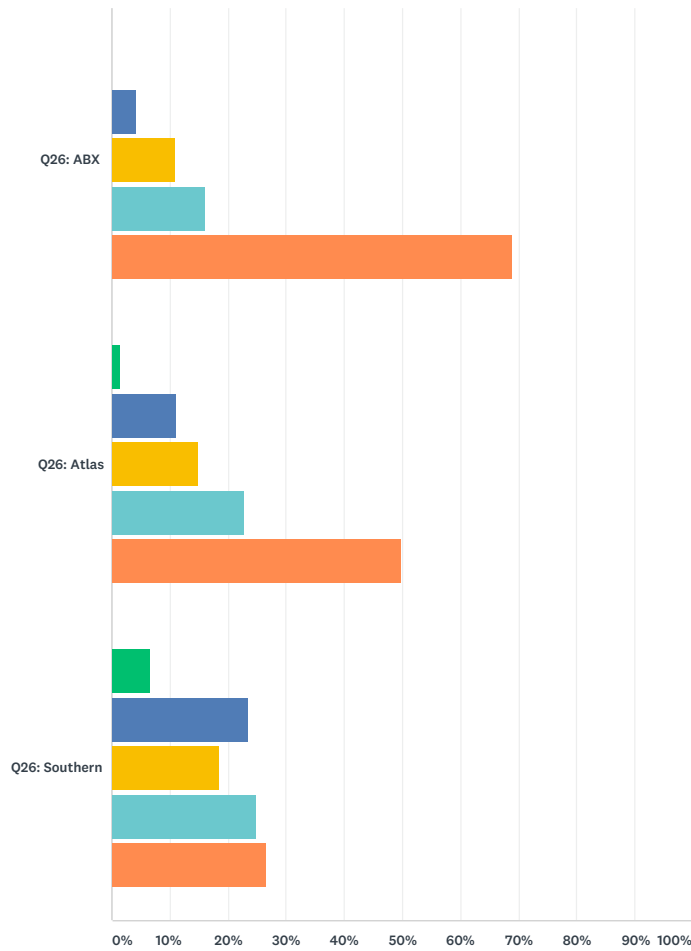
■ Strongly agree
 ■ Somewhat agree
 ■ Neither agree or disagree
■ Somewhat disagree
 ■ Strongly disagree

	STRONGLY AGREE	SOMEWHAT AGREE	NEITHER AGREE OR DISAGREE	SOMEWHAT DISAGREE	STRONGLY DISAGREE	TOTAL
Q26: ABX	0.00% 0	0.00% 0	5.73% 11	10.94% 21	83.33% 160	15.48% 192
Q26: Atlas	0.54% 5	0.97% 9	8.30% 77	15.09% 140	75.11% 697	74.84% 928
Q26: Southern	0.83% 1	0.00% 0	15.83% 19	16.67% 20	66.67% 80	9.68% 120
Total Respondents	6	9	107	181	937	1,240

Local 1224 Pilot Survey – Fall/Winter 2018

Q17 Management at my airline treats pilots with professional respect.

Answered: 1,240 Skipped: 1

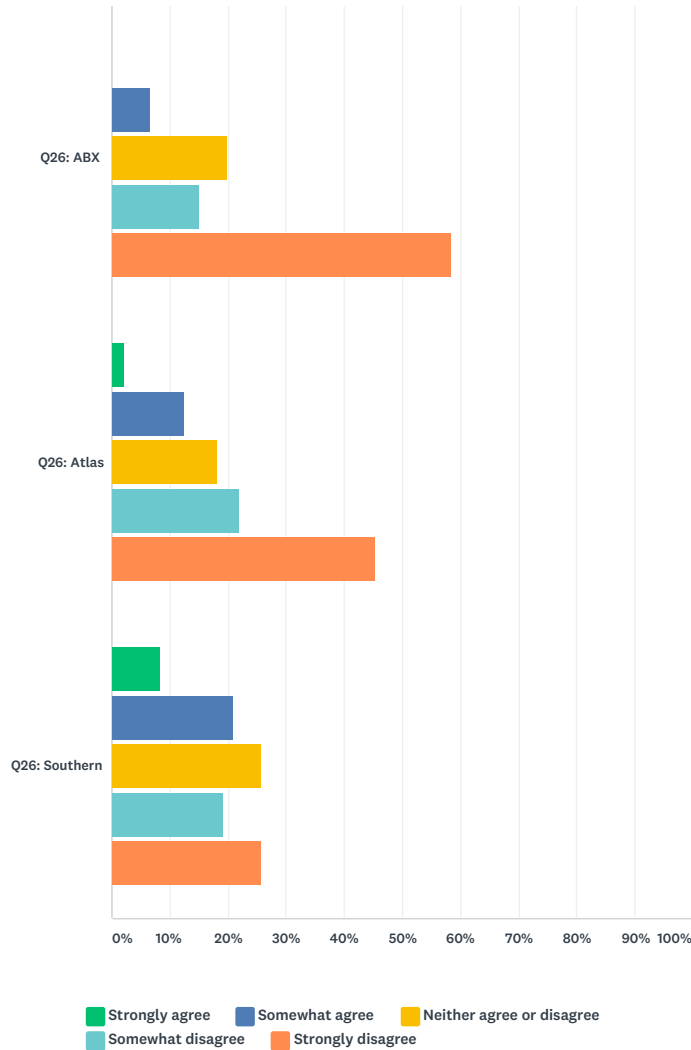


■ Strongly agree
 ■ Somewhat agree
 ■ Neither agree or disagree
■ Somewhat disagree
 ■ Strongly disagree

	STRONGLY AGREE	SOMEWHAT AGREE	NEITHER AGREE OR DISAGREE	SOMEWHAT DISAGREE	STRONGLY DISAGREE	TOTAL
Q26: ABX	0.00% 0	4.17% 8	10.94% 21	16.15% 31	68.75% 132	15.48% 192
Q26: Atlas	1.40% 13	11.10% 103	14.76% 137	22.84% 212	49.89% 463	74.84% 928
Q26: Southern	6.67% 8	23.33% 28	18.33% 22	25.00% 30	26.67% 32	9.68% 120
Total Respondents	21	139	180	273	627	1,240

Q18 Management at my airline respects the rights of its employees in the workplace.

Answered: 1,240 Skipped: 1

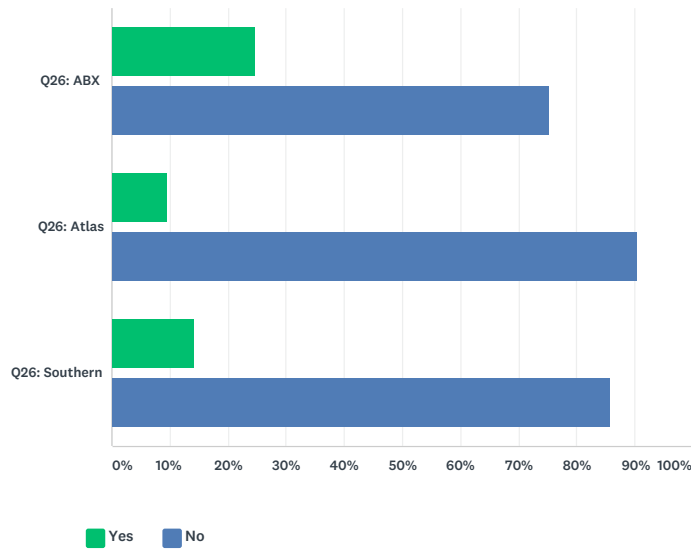


	STRONGLY AGREE	SOMEWHAT AGREE	NEITHER AGREE OR DISAGREE	SOMEWHAT DISAGREE	STRONGLY DISAGREE	TOTAL
Q26: ABX	0.00% 0	6.77% 13	19.79% 38	15.10% 29	58.33% 112	15.48% 192
Q26: Atlas	2.05% 19	12.61% 117	18.10% 168	21.88% 203	45.37% 421	74.84% 928
Q26: Southern	8.33% 10	20.83% 25	25.83% 31	19.17% 23	25.83% 31	9.68% 120
Total Respondents	29	155	237	255	564	1,240

Local 1224 Pilot Survey – Fall/Winter 2018

Q19 I have been pressured to fly when I am sick.

Answered: 1,238 Skipped: 3

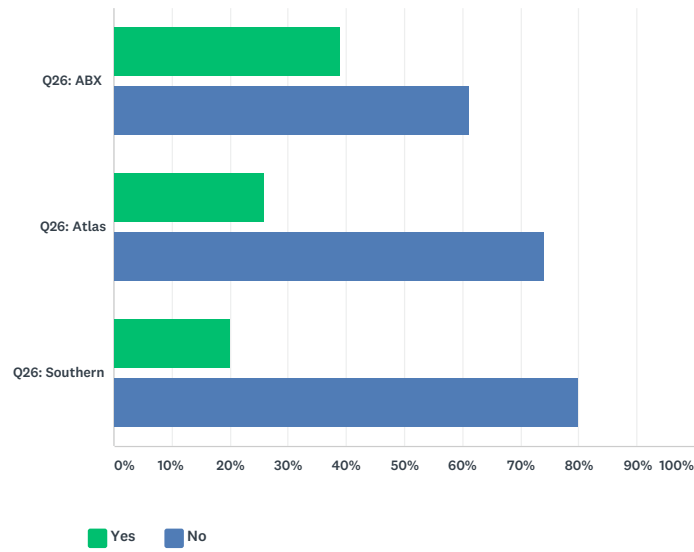


	YES	NO	TOTAL
Q26: ABX	24.61% 47	75.39% 144	15.43% 191
Q26: Atlas	9.60% 89	90.40% 838	74.88% 927
Q26: Southern	14.17% 17	85.83% 103	9.69% 120
Total Respondents	153	1,085	1,238

Local 1224 Pilot Survey – Fall/Winter 2018

Q20 I have been pressured to fly when I am fatigued.

Answered: 1,235 Skipped: 6

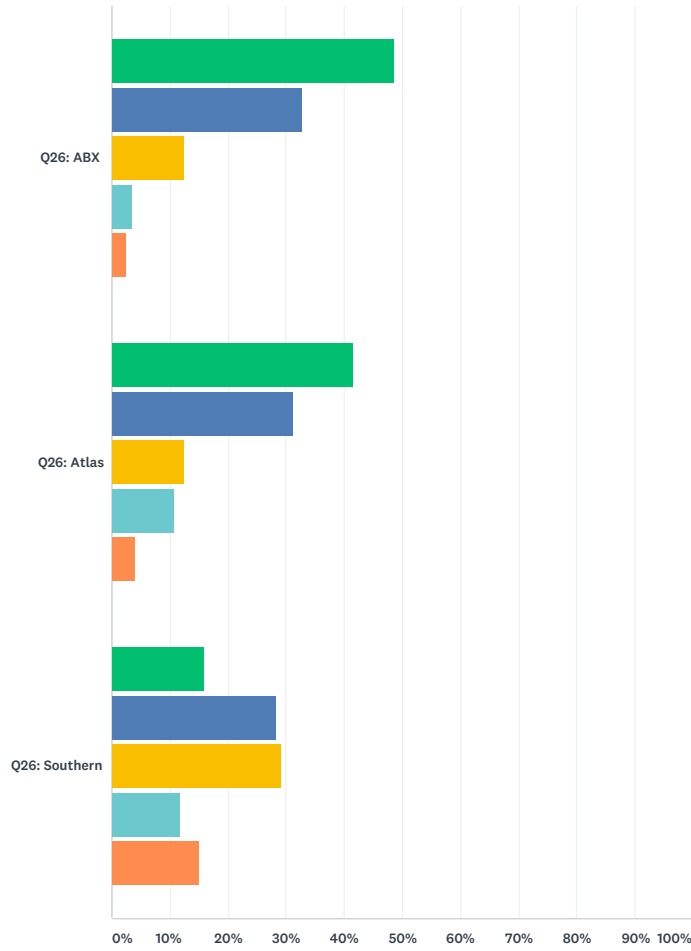


	YES	NO	TOTAL
Q26: ABX	38.95% 74	61.05% 116	15.38% 190
Q26: Atlas	25.95% 240	74.05% 685	74.90% 925
Q26: Southern	20.00% 24	80.00% 96	9.72% 120
Total Respondents	338	897	1,235

Local 1224 Pilot Survey – Fall/Winter 2018

Q21 I am concerned about safety standards and maintenance capabilities at my airline.

Answered: 1,241 Skipped: 0



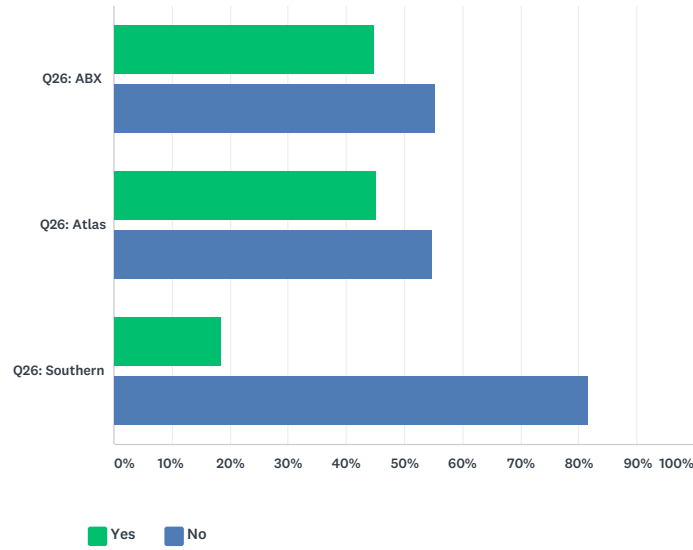
■ Strongly agree
 ■ Somewhat agree
 ■ Neither agree or disagree
■ Somewhat disagree
 ■ Strongly disagree

	STRONGLY AGREE	SOMEWHAT AGREE	NEITHER AGREE OR DISAGREE	SOMEWHAT DISAGREE	STRONGLY DISAGREE	TOTAL
Q26: ABX	48.44% 93	32.81% 63	12.50% 24	3.65% 7	2.60% 5	15.47% 192
Q26: Atlas	41.66% 387	31.22% 290	12.49% 116	10.66% 99	3.98% 37	74.86% 929
Q26: Southern	15.83% 19	28.33% 34	29.17% 35	11.67% 14	15.00% 18	9.67% 120
Total Respondents	499	387	175	120	60	1,241

Local 1224 Pilot Survey – Fall/Winter 2018

Q22 I have been asked or have seen pilots “carry” or not document maintenance items.

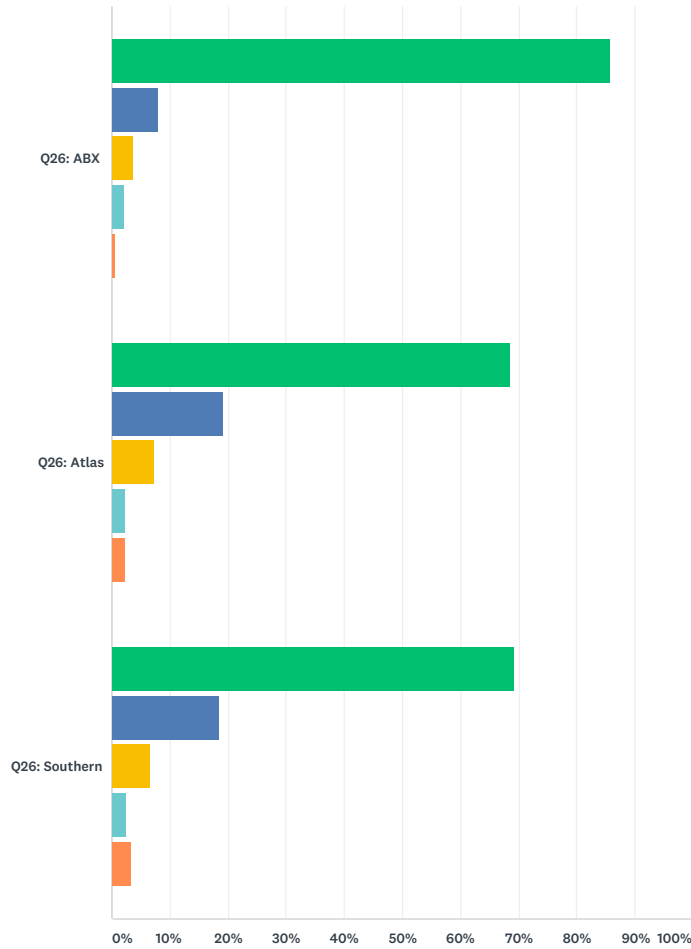
Answered: 1,234 Skipped: 7



	YES	NO	TOTAL
Q26: ABX	44.74% 85	55.26% 105	15.40% 190
Q26: Atlas	45.19% 418	54.81% 507	74.96% 925
Q26: Southern	18.49% 22	81.51% 97	9.64% 119
Total Respondents	525	709	1,234

Q23 I am concerned about my airline’s ability to hire new pilots whose experience and qualifications are in line with our company’s standards in the past.

Answered: 1,238 Skipped: 3



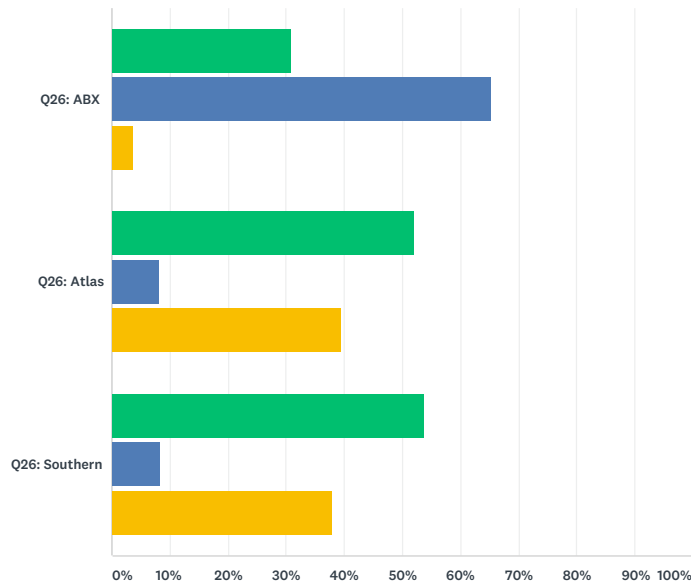
■ Strongly agree
 ■ Somewhat agree
 ■ Neither agree or disagree
■ Somewhat disagree
 ■ Strongly disagree

	STRONGLY AGREE	SOMEWHAT AGREE	NEITHER AGREE OR DISAGREE	SOMEWHAT DISAGREE	STRONGLY DISAGREE	TOTAL
Q26: ABX	85.86% 164	7.85% 15	3.66% 7	2.09% 4	0.52% 1	15.43% 191
Q26: Atlas	68.72% 637	19.20% 178	7.34% 68	2.37% 22	2.37% 22	74.88% 927
Q26: Southern	69.17% 83	18.33% 22	6.67% 8	2.50% 3	3.33% 4	9.69% 120
Total Respondents	884	215	83	29	27	1,238

Local 1224 Pilot Survey – Fall/Winter 2018

Q24 In the past year, have you been asked to fly on your days off?

Answered: 1,230 Skipped: 11

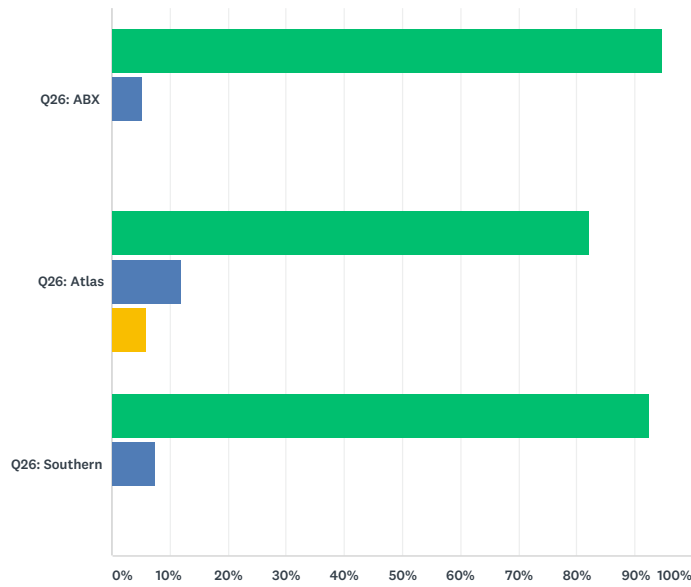


- I have been asked to fly on my days off with GREATER frequency than previous year:
- I have been asked to fly on my days off, but have seen the frequency of these requests decrease in comparison to previous years.
- I have NOT been asked to fly on my days off in the last year.

	I HAVE BEEN ASKED TO FLY ON MY DAYS OFF WITH GREATER FREQUENCY THAN PREVIOUS YEARS.	I HAVE BEEN ASKED TO FLY ON MY DAYS OFF, BUT HAVE SEEN THE FREQUENCY OF THESE REQUESTS DECREASE IN COMPARISON TO PREVIOUS YEARS.	I HAVE NOT BEEN ASKED TO FLY ON MY DAYS OFF IN THE LAST YEAR.	TOTAL
Q26: ABX	31.05% 59	65.26% 124	3.68% 7	15.45% 190
Q26: Atlas	52.12% 480	8.25% 76	39.63% 365	74.88% 921
Q26: Southern	53.78% 64	8.40% 10	37.82% 45	9.67% 119
Total Respondents	603	210	417	1,230

Q25 Do you believe your carrier is struggling to hire pilots?

Answered: 1,236 Skipped: 5



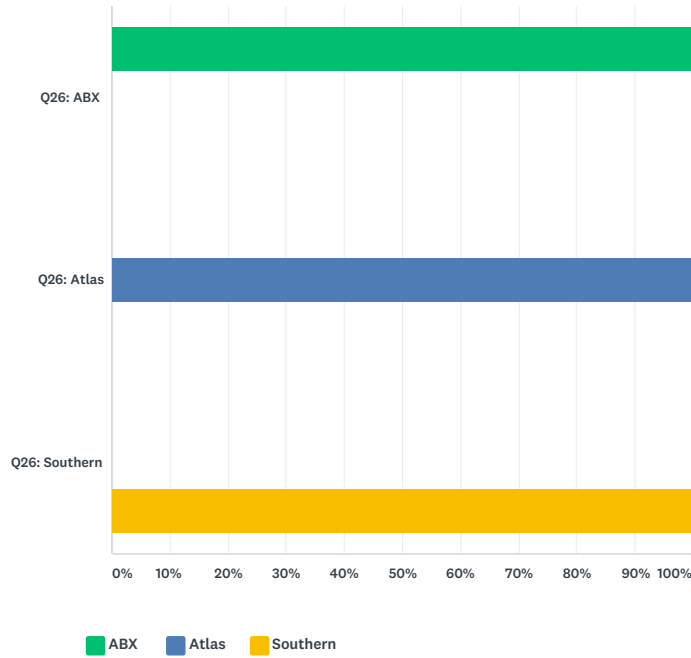
- My carrier is struggling to hire pilots. Hiring is MORE of a problem than it has been in previous years.
- My carrier is struggling to hire pilots. The struggle is ABOUT THE SAME as it has been in previous years.
- My carrier is NOT struggling to hire pilots.

	MY CARRIER IS STRUGGLING TO HIRE PILOTS. HIRING IS MORE OF A PROBLEM THAN IT HAS BEEN IN PREVIOUS YEARS.	MY CARRIER IS STRUGGLING TO HIRE PILOTS. THE STRUGGLE IS ABOUT THE SAME AS IT HAS BEEN IN PREVIOUS YEARS.	MY CARRIER IS NOT STRUGGLING TO HIRE PILOTS.	TOTAL
Q26: ABX	94.79% 182	5.21% 10	0.00% 0	15.53% 192
Q26: Atlas	82.14% 759	11.90% 110	5.95% 55	74.76% 924
Q26: Southern	92.50% 111	7.50% 9	0.00% 0	9.71% 120
Total Respondents	1,052	129	55	1,236

Local 1224 Pilot Survey – Fall/Winter 2018

Q26 Please indicate your airline.

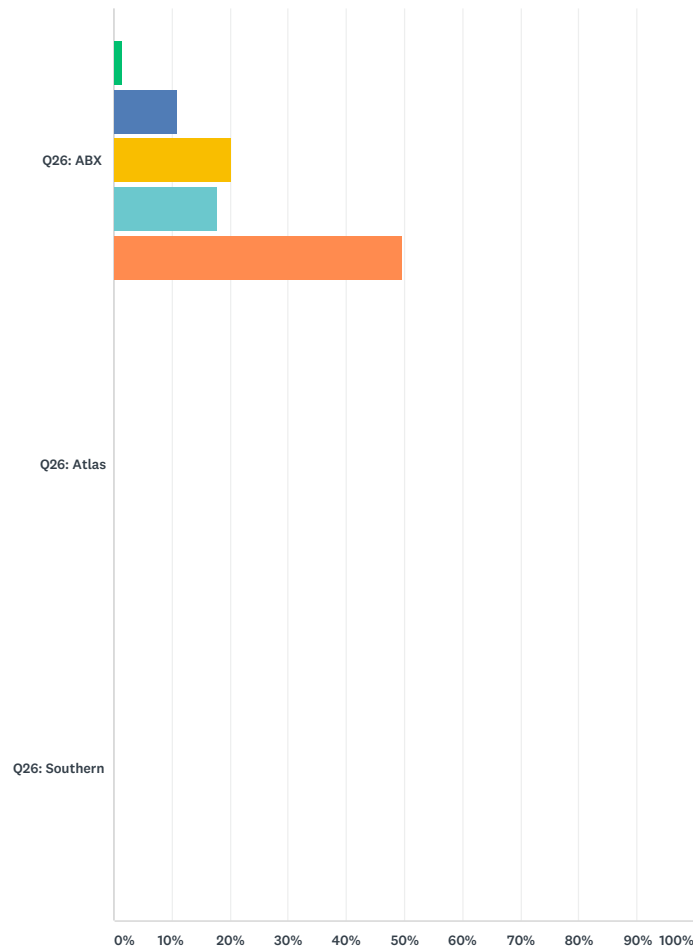
Answered: 1,241 Skipped: 0



	ABX	ATLAS	SOUTHERN	TOTAL
Q26: ABX	100.00% 192	0.00% 0	0.00% 0	15.47% 192
Q26: Atlas	0.00% 0	100.00% 929	0.00% 0	74.86% 929
Q26: Southern	0.00% 0	0.00% 0	100.00% 120	9.67% 120
Total Respondents	192	929	120	1,241

Q27 I am confident in management’s ability to avoid a staffing crisis similar to what we experienced in 4Q16.

Answered: 192 Skipped: 1,049

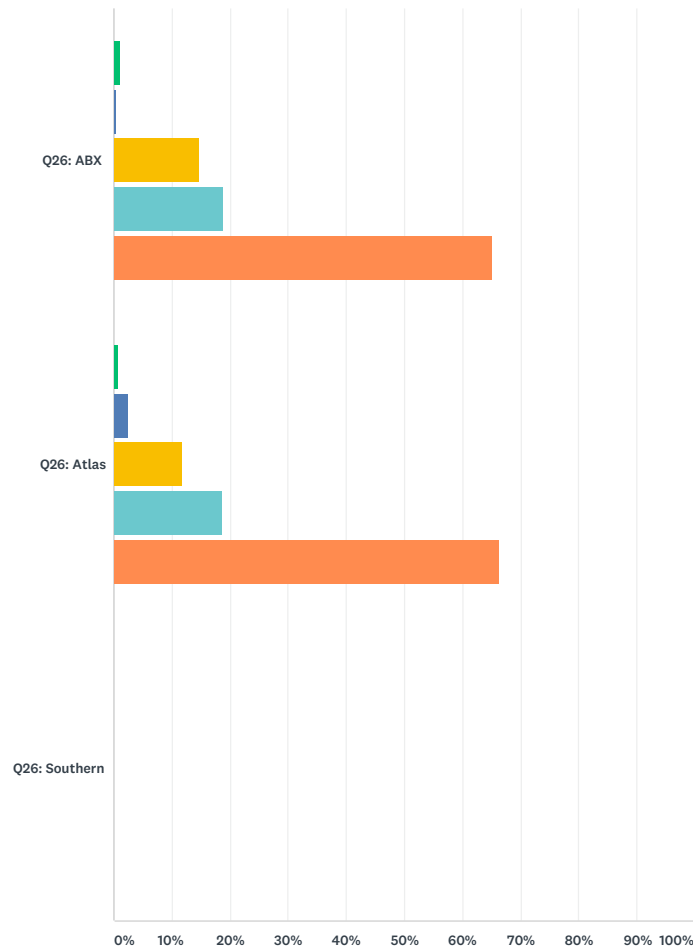


■ Strongly agree
 ■ Somewhat agree
 ■ Neither agree or disagree
■ Somewhat disagree
 ■ Strongly disagree

	STRONGLY AGREE	SOMEWHAT AGREE	NEITHER AGREE OR DISAGREE	SOMEWHAT DISAGREE	STRONGLY DISAGREE	TOTAL
Q26: ABX	1.56% 3	10.94% 21	20.31% 39	17.71% 34	49.48% 95	100.00% 192
Q26: Atlas	0.00% 0	0.00% 0	0.00% 0	0.00% 0	0.00% 0	0.00% 0
Q26: Southern	0.00% 0	0.00% 0	0.00% 0	0.00% 0	0.00% 0	0.00% 0
Total Respondents	3	21	39	34	95	192

Q28 My carrier has enough pilots to meet the long-term needs of Amazon for its new Amazon Air operation.

Answered: 1,116 Skipped: 125



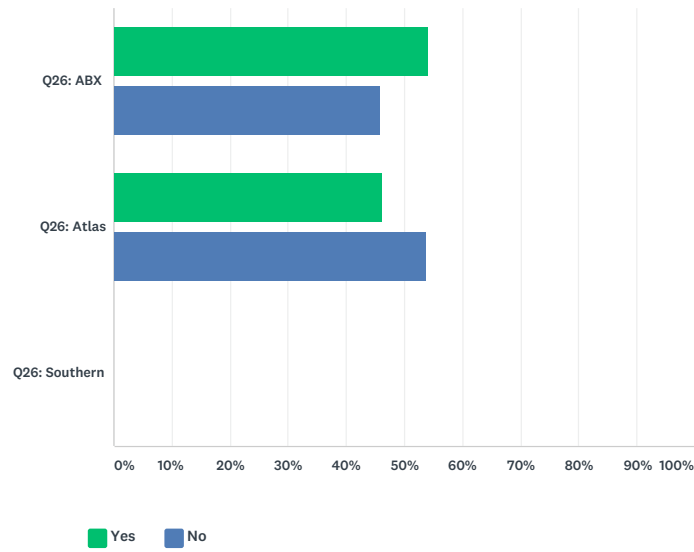
■ Strongly agree
 ■ Somewhat agree
 ■ Neither agree or disagree
■ Somewhat disagree
 ■ Strongly disagree

	STRONGLY AGREE	SOMEWHAT AGREE	NEITHER AGREE OR DISAGREE	SOMEWHAT DISAGREE	STRONGLY DISAGREE	TOTAL
Q26: ABX	1.04% 2	0.52% 1	14.58% 28	18.75% 36	65.10% 125	17.20% 192
Q26: Atlas	0.76% 7	2.60% 24	11.69% 108	18.72% 173	66.23% 612	82.80% 924
Q26: Southern	0.00% 0	0.00% 0	0.00% 0	0.00% 0	0.00% 0	0.00% 0
Total Respondents	9	25	136	209	737	1,116

Local 1224 Pilot Survey – Fall/Winter 2018

Q29 I have witnessed flight delays or cancellations involving flights for Amazon Air.

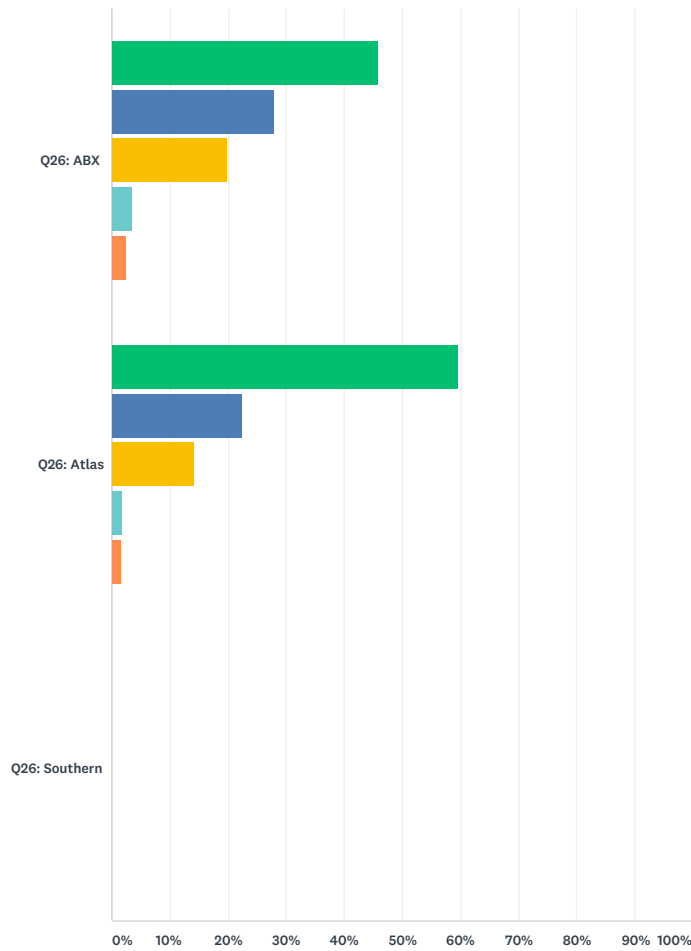
Answered: 1,104 Skipped: 137



	YES	NO	TOTAL
Q26: ABX	54.21% 103	45.79% 87	17.21% 190
Q26: Atlas	46.17% 422	53.83% 492	82.79% 914
Q26: Southern	0.00% 0	0.00% 0	0.00% 0
Total Respondents	525	579	1,104

Q30 I am concerned about my carrier's ability to live up to its delivery promises to Amazon.

Answered: 1,115 Skipped: 126

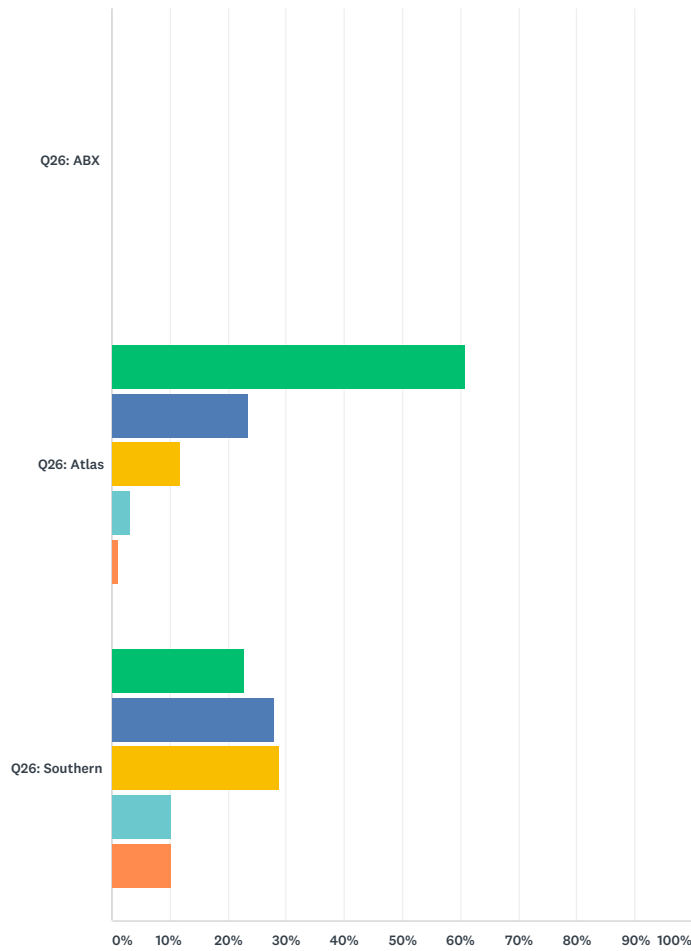


■ Strongly agree
 ■ Somewhat agree
 ■ Neither agree or disagree
■ Somewhat disagree
 ■ Strongly disagree

	STRONGLY AGREE	SOMEWHAT AGREE	NEITHER AGREE OR DISAGREE	SOMEWHAT DISAGREE	STRONGLY DISAGREE	TOTAL
Q26: ABX	45.83% 88	28.13% 54	19.79% 38	3.65% 7	2.60% 5	17.22% 192
Q26: Atlas	59.70% 551	22.43% 207	14.30% 132	1.84% 17	1.73% 16	82.78% 923
Q26: Southern	0.00% 0	0.00% 0	0.00% 0	0.00% 0	0.00% 0	0.00% 0
Total Respondents	639	261	170	24	21	1,115

Q31 I fear that the likelihood of an in-flight incident or accident is higher under current management and operational practices.

Answered: 1,039 Skipped: 202

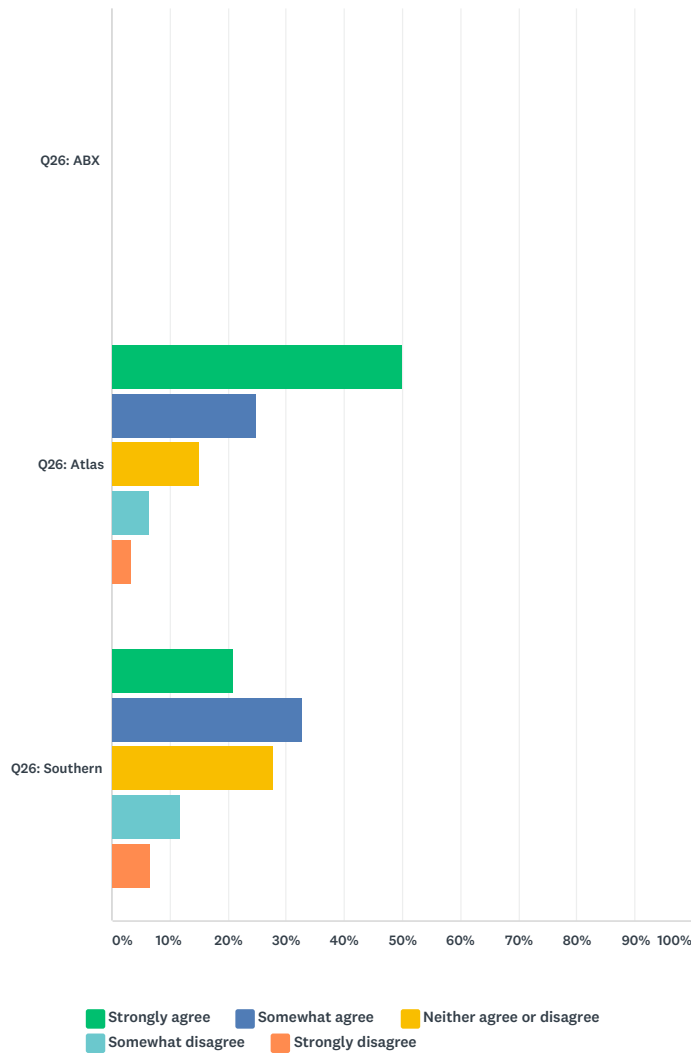


■ Strongly agree
 ■ Somewhat agree
 ■ Neither agree or disagree
■ Somewhat disagree
 ■ Strongly disagree

	STRONGLY AGREE	SOMEWHAT AGREE	NEITHER AGREE OR DISAGREE	SOMEWHAT DISAGREE	STRONGLY DISAGREE	TOTAL
Q26: ABX	0.00% 0	0.00% 0	0.00% 0	0.00% 0	0.00% 0	0.00% 0
Q26: Atlas	60.91% 561	23.34% 215	11.62% 107	3.15% 29	0.98% 9	88.64% 921
Q26: Southern	22.88% 27	27.97% 33	28.81% 34	10.17% 12	10.17% 12	11.36% 118
Total Respondents	588	248	141	41	21	1,039

Q32 I am not confident in management’s ability to schedule our flight operations in a safe and efficient manner that follows all relevant regulations.

Answered: 1,038 Skipped: 203

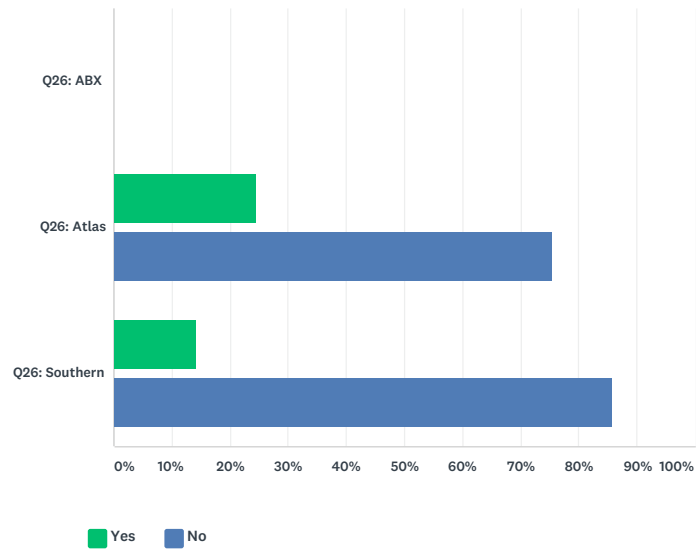


	STRONGLY AGREE	SOMEWHAT AGREE	NEITHER AGREE OR DISAGREE	SOMEWHAT DISAGREE	STRONGLY DISAGREE	TOTAL
Q26: ABX	0.00% 0	0.00% 0	0.00% 0	0.00% 0	0.00% 0	0.00% 0
Q26: Atlas	50.05% 460	24.92% 229	15.13% 139	6.53% 60	3.37% 31	88.54% 919
Q26: Southern	21.01% 25	32.77% 39	27.73% 33	11.76% 14	6.72% 8	11.46% 119
Total Respondents	485	268	172	74	39	1,038

Local 1224 Pilot Survey – Fall/Winter 2018

Q33 I have seen pilots at my airline being pressured or authorized to fly even when he/she does not have the necessary training or qualifications.

Answered: 1,036 Skipped: 205

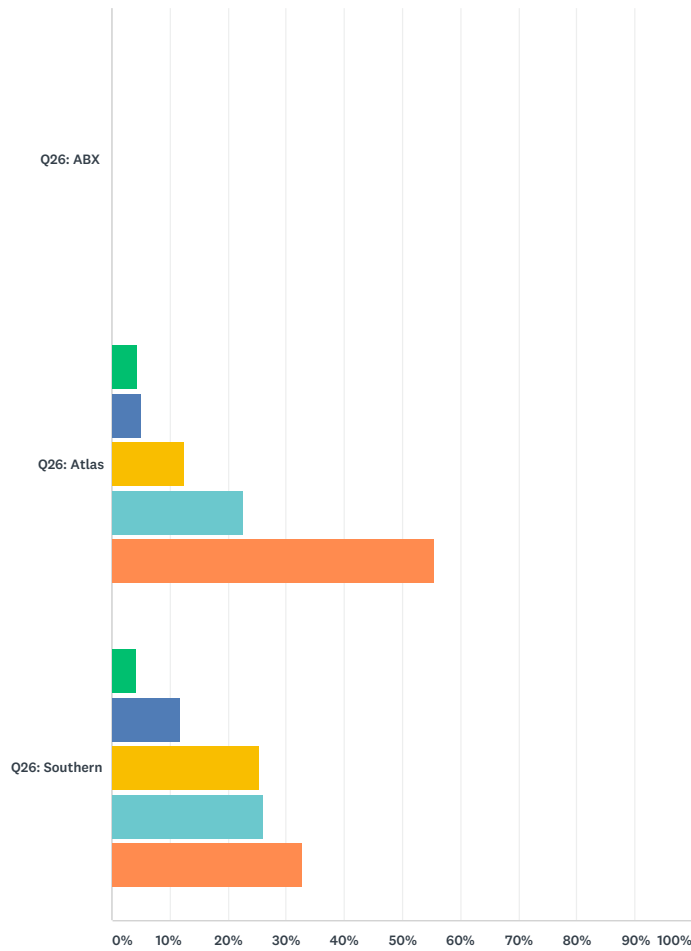


	YES	NO	TOTAL
Q26: ABX	0.00% 0	0.00% 0	0.00% 0
Q26: Atlas	24.43% 224	75.57% 693	88.51% 917
Q26: Southern	14.29% 17	85.71% 102	11.49% 119
Total Respondents	241	795	1,036

Local 1224 Pilot Survey – Fall/Winter 2018

Q34 I am confident that management is competently running my airline.

Answered: 1,039 Skipped: 202

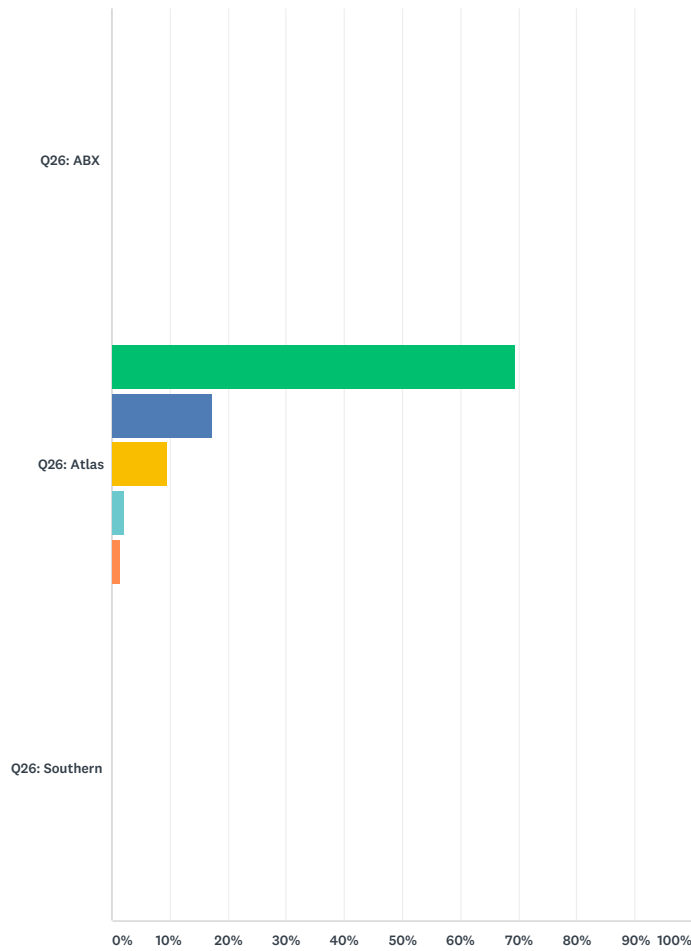


■ Strongly agree
 ■ Somewhat agree
 ■ Neither agree or disagree
■ Somewhat disagree
 ■ Strongly disagree

	STRONGLY AGREE	SOMEWHAT AGREE	NEITHER AGREE OR DISAGREE	SOMEWHAT DISAGREE	STRONGLY DISAGREE	TOTAL
Q26: ABX	0.00% 0	0.00% 0	0.00% 0	0.00% 0	0.00% 0	0.00% 0
Q26: Atlas	4.35% 40	5.11% 47	12.61% 116	22.50% 207	55.43% 510	88.55% 920
Q26: Southern	4.20% 5	11.76% 14	25.21% 30	26.05% 31	32.77% 39	11.45% 119
Total Respondents	45	61	146	238	549	1,039

Q35 I fear that my airline’s management practices could lead to flight delays for the military supplies and military families we are responsible for transporting.

Answered: 916 Skipped: 325



■ Strongly agree
 ■ Somewhat agree
 ■ Neither agree or disagree
■ Somewhat disagree
 ■ Strongly disagree

	STRONGLY AGREE	SOMEWHAT AGREE	NEITHER AGREE OR DISAGREE	SOMEWHAT DISAGREE	STRONGLY DISAGREE	TOTAL
Q26: ABX	0.00% 0	0.00% 0	0.00% 0	0.00% 0	0.00% 0	0.00% 0
Q26: Atlas	69.43% 636	17.47% 160	9.61% 88	2.07% 19	1.42% 13	100.00% 916
Q26: Southern	0.00% 0	0.00% 0	0.00% 0	0.00% 0	0.00% 0	0.00% 0
Total Respondents	636	160	88	19	13	916